

BIFOLD DOOR



EN 14428:2015+A1:2018 (shower enclosures)

EN 12150-1:2013 (glass in building)

EN ISO7599 (anodizing of aluminium and its alloys)

6mm Toughened Safety Glass

1900mm Height

Solid Chrome Handle

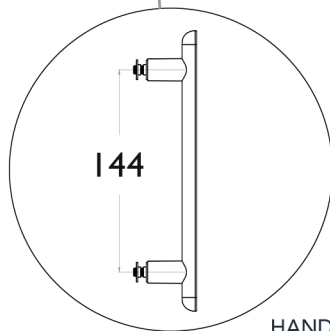
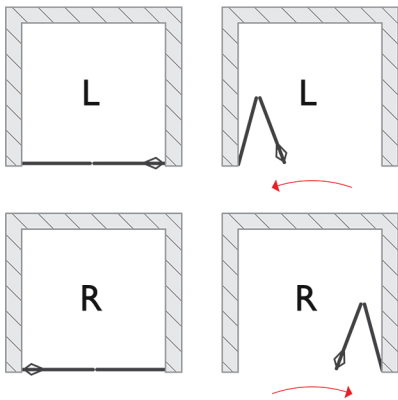
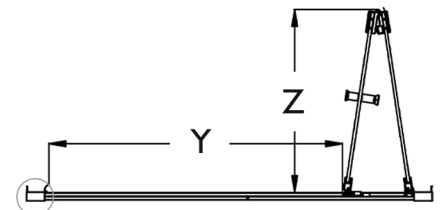
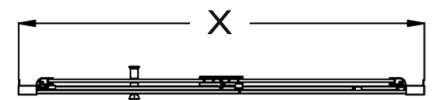
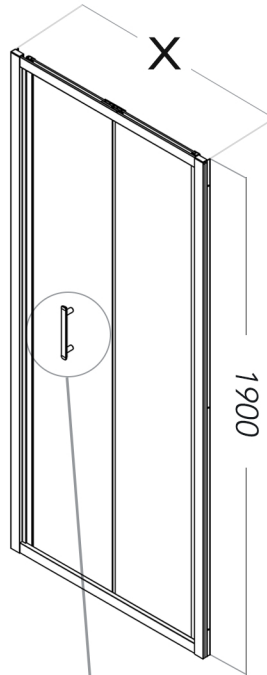
50mm Profile Adjustment

Positive Magnetic Close Action

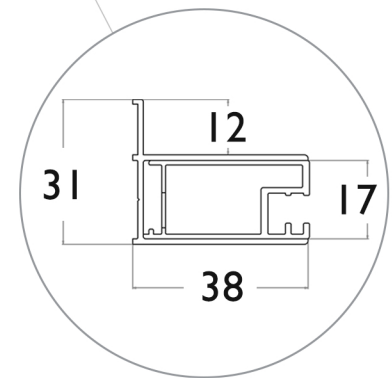
ClearVue Glass Coating

Reversible

20 Year Guarantee Against Manufacturing Defects*



HANDLE



PROFILE
(identical on both ends)

SPECIFICATIONS

PRODUCT SIZE	ADJUSTMENT X (min - max)	DOOR ACCESS Y	INTRUSION Z	PRODUCT WEIGHT	PRODUCT CODE	
					SILVER	BLACK
700mm	650 - 700mm	413mm	280mm	23.00kg	VBF70SC	VBF70BC
760mm	710 - 760mm	473mm	311mm	25.00kg	VBF76SC	N/A
800mm	750 - 800mm	513mm	332mm	26.50kg	VBF80SC	VBF80BC
900mm	850 - 900mm	613mm	382mm	30.00kg	VBF90SC	VBF90BC
1000mm	950 - 1000mm	713mm	432mm	33.00kg	VBF100SC	VBF100BC

+353 42 966 8000 | flairshowers.com | sales@flairshowers.com

All data presented may be subjected to change without prior notice. Flair Showers does the best it can to provide accurate information. Flair Showers unfortunately cannot guarantee this, and accept no liability for any information / advice given.

* Excludes perishable items such as rollers, seals, hinges, etc.

